

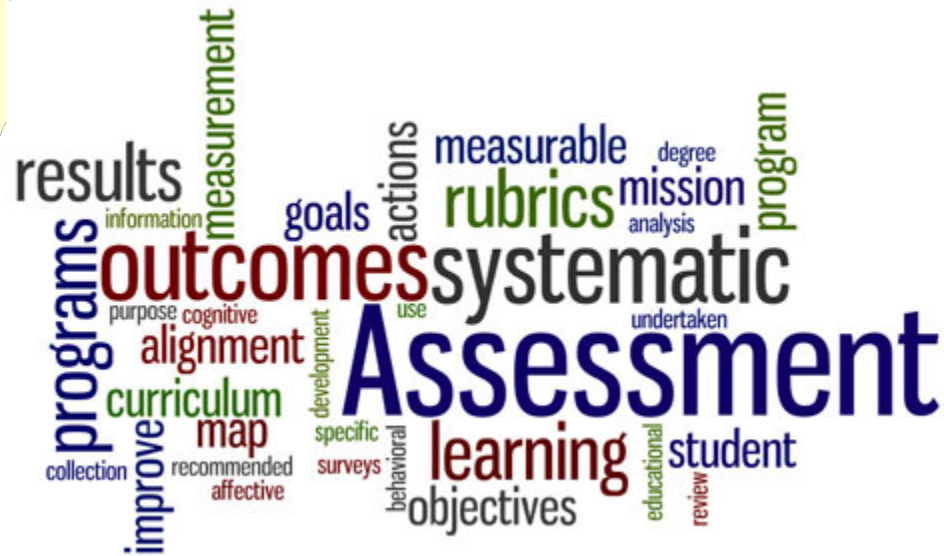


# THE BONAVENTURE PROGRAM & E-PORTFOLIO

QUINCY UNIVERSITY

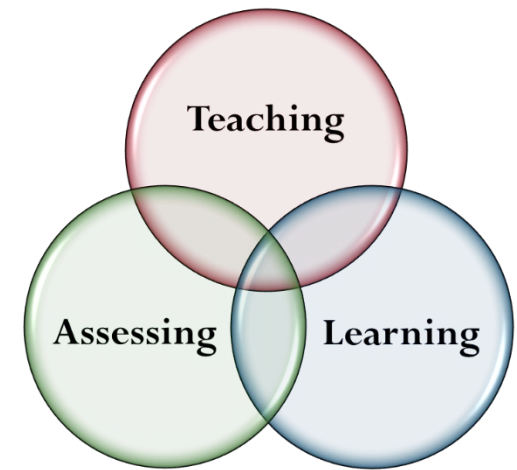
FACULTY

# CULTURE OF ASSESSMENT



# STUDENT LEARNING AND ASSESSMENT

- **Assessment provides feedback on the learning and teaching process.**




# WHAT IS YOUR ROLE IN ASSESSMENT AT QU?

**We want to know that students are achieving all the learning goals we have for them during their time at Quincy University.**

**Part of “knowing more” is through the integration of the Bonaventure Program Learning Outcomes and assessment through the online platform, LiveText.**



# HOW DO WE MAKE SURE WE KNOW MORE ABOUT STUDENT LEARNING?



## The Bonaventure Program

- **Named after Saint Bonaventure, who was a 13<sup>th</sup> century Franciscan scholar.**
- **The Bonaventure program is built upon the pursuit of knowledge and a desire to know Christ as demonstrated in the work of Saint Bonaventure.**

# SAINT BONAVENTURE



“...his works reflect an outstanding ability to reconcile contradictory traditions in both theology and philosophy which is why he was considered one of the foremost scholars already by his contemporaries.” (“Saint Bonaventure,” 2012).



# BONAVENTURE PROGRAM



## The Bonaventure Program at Quincy University

- **Represents a list of learning outcomes that we hope students achieve during their time at Quincy University.**
- **The learning outcomes are designed to**
  - encourage the use various modes of inquiry to investigate aspects of the natural and human world.
  - engage in academic breadth, civic engagement, critical reading, writing, and thinking supplemented by the Franciscan values of respect, justice, and service.

# BONAVENTURE PROGRAM LEARNING OUTCOMES

- Written Communication
- Oral Communication
- Information Literacy
- Critical Reading
- Problem Solving
- Global Perspectives
- Knowledge and Diversity
- Ethical Reasoning
- Knowledge of Franciscan Values
- Creativity
- Inquiry
- Civil Engagement
- Leadership
- Critical Self-Reflection and Personal, Intellectual, and Spiritual Growth



# BONAVENTURE PROGRAM LEARNING OUTCOMES

**It is our hope that all students engage in a majority of these 14 Learning Outcomes during their time at QU regardless of their major.**

- Written Communication
- Oral Communication
- Information Literacy
- Critical Reading
- Problem Solving
- Global Perspectives
- Knowledge and Diversity

- Ethical Reasoning
- Knowledge of Franciscan Values
- Creativity
- Inquiry
- Civil Engagement
- Leadership
- Critical Self-Reflection and Personal, Intellectual, and Spiritual Growth

# HOW DO WE KNOW MORE ABOUT STUDENT LEARNING?



## 1. The Bonaventure Program (BP) Learning Outcomes

1. We use the BP Learning Outcomes to help us assess how well our students are performing in those 14 areas.

## 2. The BP Learning Outcomes Cycle of Assessment

- Each year, we focus on 3-5 BP Learning Outcomes. For example, in 2019-2020 we focused on the following BP Learning Outcomes:
  - Civic Engagement
  - Leadership
  - Inquiry

# HOW DO WE KNOW MORE ABOUT STUDENT LEARNING?



## The BP Learning Outcomes Cycle of Assessment

- The Academic Assessment Committee will provide faculty with information about the BP Learning Outcomes being assessed for that year. Monthly assessment newsletters are distributed with information about the BP Learning Outcomes we are focusing on.
- Additionally, workshops and resources are typically provided to help faculty become familiar with the BP Learning Outcomes.
- We do not expect faculty to design “new” assignments and activities that meet the learning outcomes.

# HOW DO WE KNOW MORE ABOUT STUDENT LEARNING?



## The BP Learning Outcomes Cycle of Assessment

- Instead, we want faculty to think about their classes and identify assignments and activities that they currently use and determine which of those assignments would meet the Bonaventure Program Learning Outcomes we are assessing that year.
- Once a faculty member has identified an assignment that meets one or more of the BP Learning Outcomes, they will need to notify Dr. Barb Rowland, Director of Academic Assessment ([rowlaba@quincy.edu](mailto:rowlaba@quincy.edu)).
- This is how we begin the process of assessing each BP Learning Outcome.

# HOW DO WE KNOW MORE ABOUT STUDENT LEARNING?



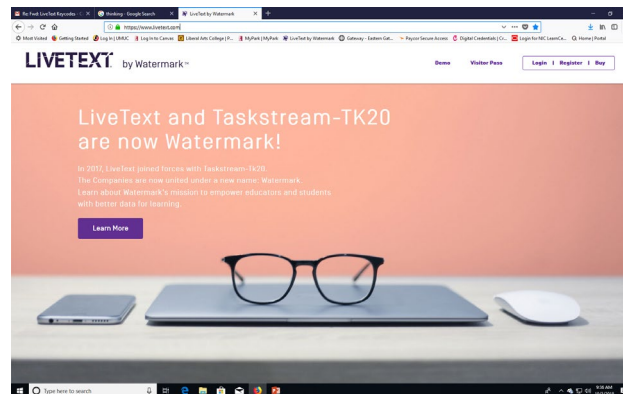
## Assessing the Bonaventure Program Learning Outcomes

- Once Dr. Rowland has been notified by a faculty member that a class assignment meets one or more of the BP Learning Outcomes, the BP Learning Outcome Assignment will be uploaded into LiveText.
- Quincy University uses the outside tool, LiveText to assess how our students are performing in the 14 Bonaventure Program Learning Outcomes.

# WHAT IS LIVETEXT AND HOW DO I ACCESS IT?

## LiveText

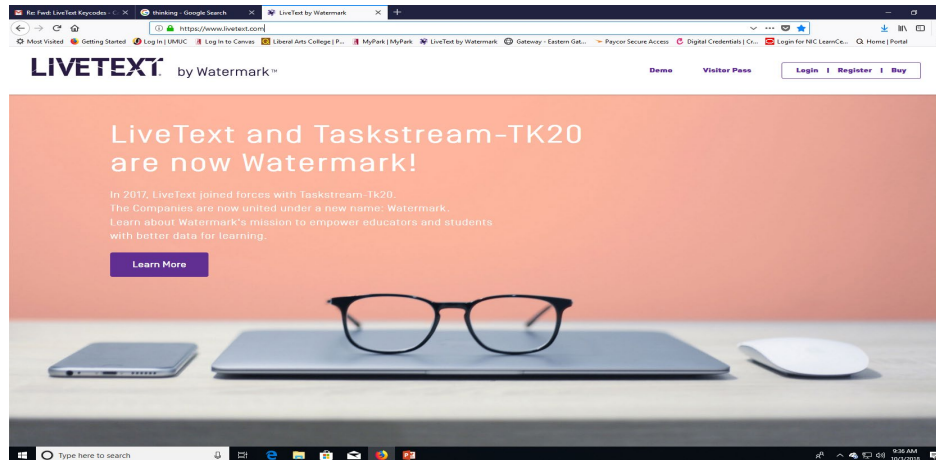
- All faculty at QU will have a faculty LiveText account. You should receive the faculty Keycode needed for registration of your LiveText account in the New Faculty information packet. If you are unable to locate that keycode, please contact Dr. Barb Rowland, Director of Academic Assessment at rowlaba@quincy.edu



# QUICK LIVETEXT TUTORIAL

## LiveText

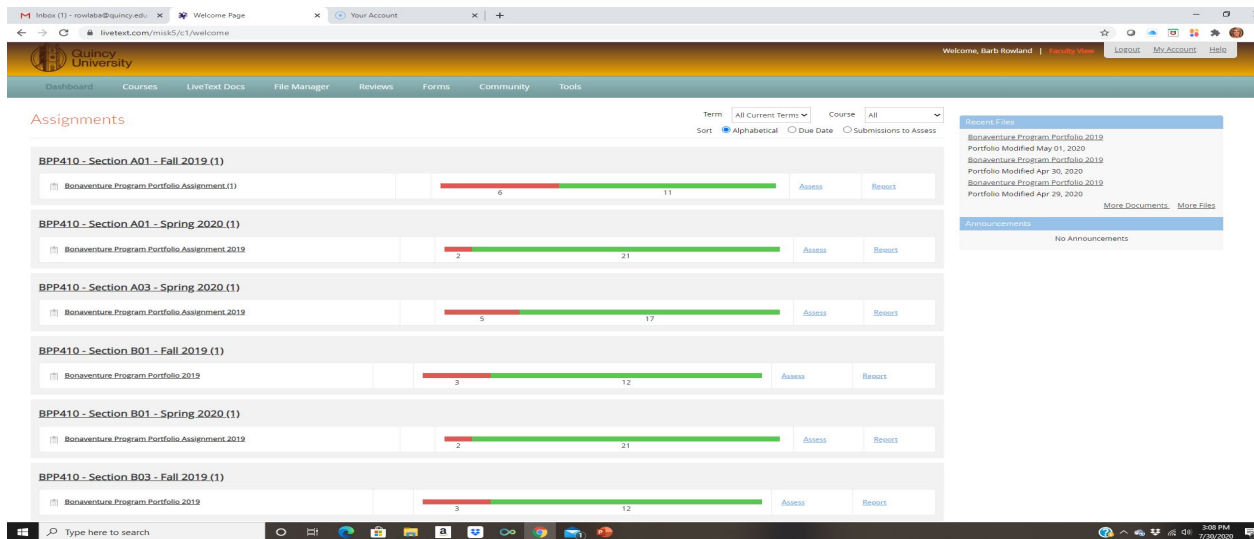
- You can access LiveText at [livetext.com](https://www.livetext.com). This is an outside website apart from the QU web portal.
- You will need to login with the credentials you established when activating your account. If you have forgotten your login information, please contact Dr. Barb Rowland ([rowlaba@quincy.edu](mailto:rowlaba@quincy.edu)).



# QUICK LIVETEXT TUTORIAL

## LiveText

- Once you log into LiveText, you will be taken to your dashboard.
- The dashboard is a list of your LiveText courses. This is not a list of all the courses you are teaching at QU.



The screenshot displays the LiveText dashboard for a user named Barb Rowland. The dashboard is titled "Assignments" and shows a list of assignments for various courses. Each assignment entry includes a course name, a progress bar, and buttons for "Assess" and "Report".

Course	Assignment	Progress (Red/Green)	Assess	Report
BPP410 - Section A01 - Fall 2019 (1)	Bonaventure Program Portfolio Assignment(1)	6/11	Assess	Report
BPP410 - Section A01 - Spring 2020 (1)	Bonaventure Program Portfolio Assignment 2019	2/21	Assess	Report
BPP410 - Section A03 - Spring 2020 (1)	Bonaventure Program Portfolio Assignment 2019	5/17	Assess	Report
BPP410 - Section B01 - Fall 2019 (1)	Bonaventure Program Portfolio 2019	3/12	Assess	Report
BPP410 - Section B01 - Spring 2020 (1)	Bonaventure Program Portfolio Assignment 2019	2/21	Assess	Report
BPP410 - Section B03 - Fall 2019 (1)	Bonaventure Program Portfolio 2019	3/12	Assess	Report

Additional features visible in the screenshot include a navigation menu at the top (Dashboard, Courses, LiveText Docs, File Manager, Reviews, Forms, Community, Tools), a "Recent Files" sidebar on the right, and a "Welcome, Barb Rowland" message at the top right.



# QUICK LIVETEXT TUTORIAL

## LiveText Dashboard

- The courses on your LiveText dashboard represent the courses you have identified (to Dr. Rowland) as having an assignment that meets one or more of the Bonaventure Program Learning Outcomes.

The screenshot displays the LiveText dashboard for a user named Barb Rowland. The main content area is titled 'Assignments' and lists several assignments for the course BPP410. Each assignment row shows a progress bar with a red segment on the left and a green segment on the right, indicating the status of the assignment. The assignments are:

Section	Term	Assignment	Progress (Red/Green)	Buttons
BPP410 - Section A01	Fall 2019 (1)	Bonaventure Program Portfolio Assignment(1)	6/11	Assess, Report
BPP410 - Section A01	Spring 2020 (1)	Bonaventure Program Portfolio Assignment 2019	2/21	Assess, Report
BPP410 - Section A03	Spring 2020 (1)	Bonaventure Program Portfolio Assignment 2019	5/17	Assess, Report
BPP410 - Section B01	Fall 2019 (1)	Bonaventure Program Portfolio 2019	3/12	Assess, Report
BPP410 - Section B01	Spring 2020 (1)	Bonaventure Program Portfolio Assignment 2019	2/21	Assess, Report
BPP410 - Section B03	Fall 2019 (1)	Bonaventure Program Portfolio 2019	3/12	Assess, Report

The dashboard also features a 'Recent Files' sidebar on the right, listing several portfolio assignments with their modification dates. Below this is an 'Announcements' section that currently shows 'No Announcements'. The top navigation bar includes links for Dashboard, Courses, LiveText Docs, File Manager, Reviews, Forms, Community, and Tools. The user's name, 'Welcome, Barb Rowland', and a 'Faculty View' link are visible in the top right corner.

# QUICK LIVETEXT TUTORIAL

## LiveText Dashboard

- You may see courses on your dashboard even if you didn't identify them specifically as having a Bonaventure Program Learning Outcome assignment. This is probably because you are teaching one or more courses that have been designated as a W, D, G, or E.

The screenshot displays the LiveText dashboard for a user named Barb Rowland. The dashboard is titled "Assignments" and shows a list of assignments for various Bonaventure Program sections. Each assignment entry includes a title, a progress bar, and buttons for "Assess" and "Report".

Section	Assignment Title	Progress (Red/Green)	Assess	Report
BPP410 - Section A01 - Fall 2019 (1)	Bonaventure Program Portfolio Assignment (1)	6 / 11	Assess	Report
BPP410 - Section A01 - Spring 2020 (1)	Bonaventure Program Portfolio Assignment 2019	2 / 21	Assess	Report
BPP410 - Section A03 - Spring 2020 (1)	Bonaventure Program Portfolio Assignment 2019	5 / 17	Assess	Report
BPP410 - Section B01 - Fall 2019 (1)	Bonaventure Program Portfolio 2019	3 / 12	Assess	Report
BPP410 - Section B01 - Spring 2020 (1)	Bonaventure Program Portfolio Assignment 2019	2 / 21	Assess	Report
BPP410 - Section B03 - Fall 2019 (1)	Bonaventure Program Portfolio 2019	3 / 12	Assess	Report

On the right side of the dashboard, there are sections for "Recent Files" and "Announcements". The "Recent Files" section lists several "Bonaventure Program Portfolio 2019" files with their modification dates. The "Announcements" section shows "No Announcements".

# QUICK LIVETEXT TUTORIAL

## LiveText Dashboard









- W=Written Communication
- D=Knowledge of Diversity
- G=Global Perspective
- E=Ethical Reasoning

Courses with a W, D, G, or E designation have already been determined to utilize a Bonaventure Program Learning Outcome assignment. Those courses are automatically uploaded into LiveText at the beginning of each semester with the intention that faculty who teach these courses will have an assignment in the class that meets that Bonaventure Program Learning Outcome.

# QUICK LIVETEXT TUTORIAL

## LiveText Dashboard

- In this example, we have an English class that has been identified as having an assignment that meets the Bonaventure Program Learning Outcome, Written Communication.
- Dr. Rowland has uploaded the Written Communication Assignment into the LiveText course.
- When the faculty member logs into LiveText, they will see their course with the Written Communication Assignment already uploaded.

	5	17		
<b>BPP410 - Section B01 (1)</b>				
 <a href="#">Bonaventure Program Portfolio Assignment 2019</a>		2	21	<a href="#">Assess</a> <a href="#">Report</a>
<b>ENG112 - Section 007 (1)</b>				
 <a href="#">Written Communication Assignment</a> 		8		<a href="#">Assess</a> <a href="#">Report</a>
<b>ENG112 - Section 008 (1)</b>				
 <a href="#">Written Communication Assignment</a> 		28	1	<a href="#">Assess</a> <a href="#">Report</a>

# QUICK LIVETEXT TUTORIAL

## LiveText Course and Assignment

- **Once the BP Learning Outcome Assignment has been uploaded into LiveText, the faculty member can instruct their students to upload the class assignment into LiveText.**
- **Remember, this is most likely an assignment the faculty member uses in their class.**
- **The faculty member can select the specific assignment they feel meets the BP Learning outcome and instruct students to upload that assignment into LiveText sometime before the end of the semester.**
  - All students should upload the same assignment into LiveText.

# QUICK LIVETEXT TUTORIAL

## LiveText Course and Assignment

- **The instructor does not “grade” the assignment in LiveText.**
- **The instructor will continue to collect and grade the assignment based on their own criteria or criteria determined by the program.**
- **The LiveText submission of the assignment and the submission of the assignment in the class are two separate tasks.**
- **LiveText is used for QU’s assessment of the Bonaventure Program Learning Outcomes and does not affect the grade the student earns for the assignment in the class.**

# QUICK LIVETEXT TUTORIAL

## LiveText Course and Assignment

- **When the semester is over, the Academic Assessment Committee will assess the student products that have been uploaded into LiveText.**
- **This assessment process is not the same as grading the assignment and will have no bearing on the student, their grade in the class, or the instructor.**
- **The assessment of student products is solely for the purpose of learning more about what our students are learning and for the purpose of improving the learning process at Quincy University.**

# QUICK LIVETEXT TUTORIAL

## LiveText Course and Assignment

- Throughout the year, the Academic Assessment Committee will provide faculty with workshops and resources focusing on LiveText and the Bonaventure Program Learning Outcomes.
- If you have any questions about LiveText, the Bonaventure Program, or the Bonaventure Program Learning Outcomes, please contact Dr. Barb Rowland ([rowlaba@quincy.edu](mailto:rowlaba@quincy.edu)).



# what's next

- Activate your LiveText account
  - Use the faculty keycode that is provided in the New Faculty information packet. If you are unsure of where to locate the keycode, please contact Dr. Barb Rowland ([rowlaba@quincy.edu](mailto:rowlaba@quincy.edu))
- Login to LiveText ([livetext.com](http://livetext.com)) and look at your dashboard. Are there classes already listed?
- Once the Academic Assessment Committee announces the Bonaventure Program Learning Outcomes being assessed for the current academic year, faculty can begin thinking about assignments they have in their courses that might meet one or more of those learning outcomes and notify Dr. Rowland.

# THANKS FOR YOUR HELP!

Assessment is a vital part of the learning process and we need your help!

